



“FOR THOSE WHO APPRECIATE  
QUALITY & STYLE”

**COLLECTION 2024**

VARIS BUSINESS PARK  
CHALLENGE WAY  
BLACKBURN  
LANCASHIRE | ENGLAND | BB1 5QB  
T: +44 (0) 1254 264 156  
Web: [www.redrosefurniture.co.uk](http://www.redrosefurniture.co.uk)  
E.mail: [sales@redrosefurniture.co.uk](mailto:sales@redrosefurniture.co.uk)



**RedRose**  
FURNITURE LTD

“FOR THOSE WHO APPRECIATE QUALITY & STYLE”



**NATIONWIDE  
WHOLESALEERS &  
STOCKISTS**

**2024**

*MOBILITY LIFT &  
RECLINER CHAIR RANGE*

# CONTENTS

First User Manual	1
Spec Sheet	2
OKIN Technology	3
Quality Assurance	4
Innovation Features	5
Construction Features	6
Achievable Positions	7
Single Motor Remote	8
Dual Motor Remote	9
Savoy	10
Albury	11
Lincoln	12
Regent	13



## First User Manual

- ★ **User Manuals:** All of our models come with in-depth user manual guides and assembly instructions. You'll also find all the manufacturer's warranty and service details needed.
- ★ **Development:** Our product portfolio includes a wide range of power lift chairs and recliner sofas. The sofas are available in a variety of colours, sizes and with power lift chair and recliner sofa design concepts, all of which are designed to provide comfort and functionality, making them ideal for use in both residential and commercial environments. Our products are made from high quality materials that are safe for the environment and meet UKFR standards.
- ★ **Quality Assurance Process:** Our sofas have a complete inspection process from development to sale. Each model has its own individual product code on the cushion of the chair, and we believe in providing every user with a perfect sense of use and prompt after-sales service.
- ★ **Warranty:** All of our products come with a 12 month guarantee against manufacturing defects under normal use, and an 18 month limited warranty on all on our mechanisms and motors.



# Spec Sheet

Item Name	Savoy	Albury	Lincoln	Regent
Overall width	90cm	90cm	88cm	76cm
Overall depth	94cm	93cm	90cm	94cm
Overall height	104cm	111cm	107cm	108cm
Extended depth	153cm	185cm	186cm	175cm
Seat width	46cm	55cm	54cm	58cm
Seat depth	54cm	52cm	52cm	50cm
Seat height	50cm	50cm	47cm	48cm
Seat to top of back	70cm	73cm	73cm	72cm
Cover	Silver Chenille	Mushroom Chenille	Slate Chenille	Grey Leather Look
Function	Recline + lift	Recline + lift	Recline + lift	Recline + lift
Motor	Single motor	Dual motor	Dual motor	Dual motor
Mechanism	Reinforced mech	Reinforced mech	Reinforced mech	Reinforced mech
Weight limit	136KG/300LBS	136KG/300LBS	136KG/300LBS	136KG/300LBS
Angle lying	155°	180°	180°	180°



# OKIN Technology

Single Motor system



Dual Motor system



Metal to the Floor

Powered

Wall Away

350 lbs  
Weight Capacity

Cycles 10000

- Smooth lifting process.
- Independent backrest design. Close to flat when fully reclined with Dual Motor system.
- Wood frame Interchangeable with Zero-wall/ Glider series.
- KD back brackets allow easy back removal for handling and transportation.





OKIN has locations in 27 countries and regions around the world, to provide more localized services to customers worldwide.



## Quality

Assurance

### A Word in Motion

smooth & silent operations

Providing superior smart furniture solutions to make human life easier.

Pioneering the product concept of one-stop smart solutions in the industry, serving the intelligent furniture manufacturers of more than one-fifth of the world, and establishing localised sales and service networks in 24 countries around the globe, it is the preferred supplier of many world-class brands and a true industry leader.



## Innovation

Features

Adopt OKIN motors to better ensure the stability, reliability and consistency of motor operation. Our sofas meet all safety & health standards.



- ★ Infinite position, built-in dual motors, freely adjustable reclining position
- ★ Max reclining angle: 180°
- ★ Resilient foam and fine fabrics for stunning comfort.
- ★ Individually operated backrest and footrest.
- ★ Attentive side pockets.
- ★ Stable steel mechanism to provide you with excellent support.
- ★ Simple to assemble and easy to learn for beginners.



# ★ Construction Features

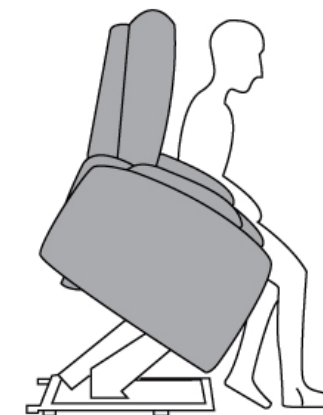


1. Uses industry leading steel frames and lifting actuators.
2. Fire retardant (UK FR Specifications: BS5852 Standards).
3. Highly resilient foam padded backrest.
4. The high-quality metal frame of the base and high-density foam ensure long-term service and a weight capacity of 300 lbs.
5. One Shipping, Faster Sofa Experience.
6. Two side pockets for easy storage.
7. Tightly textured chenille & leather look fabric covers. Chair cover for long term use and comfortable touch experience.
8. Features smooth transitions and quiet recline and lift functions.
9. Customise any lying position you like (maximum lying angle 180° with dual motors).
10. Solid hardwood frame to enhance the durability of the furniture.



# ★ Achievable Positions

Adjust the angle of sitting and lying with one click, no preset, more intimate



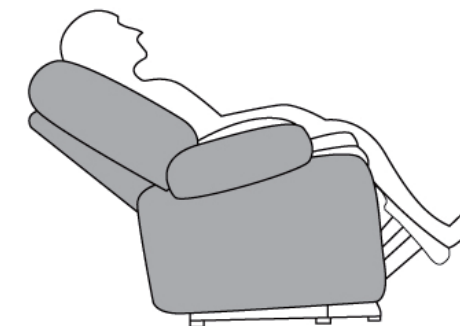
**45°  
Lifting**

Electric lift function gently raises the chair from the base for easy standing for the elderly.



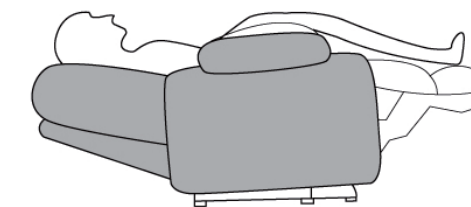
**110°  
Watching TV**

TV pose for watching movies or enjoying your favourite apps.



**140°  
Reading**

Press the button to smoothly adjust to your preferred reclining position and reading.



**180°  
Sleeping**

The dual motor design keeps your body in full extension, relaxing tired muscles in your back or legs and improving blood circulation. The full extension design provides perfect support for your entire hip and leg.

# ★ Single Motor Remote

Lift-up sofa for unrivalled comfort and relaxation



**Relax Your Body**  
Through the single motor work, drive the linkage, realize the backrest and cushion linkage lifting and lowering.



Our power lift chairs help you unwind, rejuvenate and achieve ultimate relaxation after a busy day.



# ★ Dual Motor Remote

The dual motor sofa has two motors, each of which is very quiet, smooth and Self-contained. The chair lift works with two motors to lift the entire chair, making it easy for seniors to stand without putting pressure on their backs or knees.



**Power lift assisted, free control of body position**  
The two motors can control the back and seat cushions of the sofa separately, and the dual motors can smoothly access comfortable positions not available in standard power lift chairs.



**Press** the button to rise the seat and retrieve footrest.



**Press** the button to descend the seat and unfold the footrest.



**Press** the button to lift the backrest.



**Press** the button to recline the backrest.





# Savoy

A modern lifting sofa that is easy to operate and has excellent safety features, connected by a seat lifting structure, a seat link slider lifting mechanism and a retractable pole. The user only needs to press a button to achieve the adjusted state. The fabric used for this sofa is a strong and durable chenille fabric with a soft lustre that enhances the user's comfort.

Item Name	savoy
Overall width	90cm
Overall depth	94cm
Overall height	104cm
Extended depth	153cm
Seat width	46cm
Seat depth	54cm
Seat height	50cm
Seat to top of back	70cm
Cover	Silver Chenille
Function	Recline + lift
Motor	Single motor
Mechanism	Reinforced mech
Weight limit	136KG/300LBS
Angle lying	155°



# Albury

The position lock of the lift chair is INFINITE, so you can recline to almost any angle within the range (105° - 180°) and stop it at any time. It also offers standing assistance, making it ideal for seniors who have difficulty standing from a seated position. All functions are easy to use with the 4-button remote control. A pocket on each side for storage allows you to carry your belongings. Comes with 2 elongated wooden arm knuckles for better grip whilst lifting up.

Item Name	Albury
Overall width	90cm
Overall depth	93cm
Overall height	111cm
Extended depth	185cm
Seat width	55cm
Seat depth	52cm
Seat height	50cm
Seat to top of back	73cm
Cover	Mushroom Chenille
Function	Recline + lift
Motor	Dual motor
Mechanism	Reinforced mech
Weight limit	136KG/300LBS
Angle lying	180°





★

Lincoln

This Albury lift sofa features comfortable upholstery and sturdy construction. The base's high-quality metal frame and high-density foam will ensure long-lasting use, with a weight capacity of up to 300lbs. The treated fabric surface will be flexible and breathable as well as somewhat anti-pilling. As a result, you'll be comfortable while reading, sleeping, or watching TV.

Item Name	Lincoln
Overall width	88cm
Overall depth	90cm
Overall height	107cm
Extended depth	186cm
Seat width	54cm
Seat depth	52cm
Seat height	47cm
Seat to top of back	73cm
Cover	Slate Chenille
Function	Recline + lift
Motor	Dual motor
Mechanism	Reinforced mech
Weight limit	136KG/300LBS
Angle lying	180°



★

Regent

Freshly styled Air leather enhances your flavour and relaxes your spirit. Ultra-padded backrests and cushions add to your comfort. Solid wood armrests have a natural aesthetic and smooth contours that provide a pleasant touch. The ergonomic, streamlined design provides proper arm support for enhanced comfort.

Item Name	regent
Overall width	76cm
Overall depth	94cm
Overall height	108cm
Extended depth	175cm
Seat width	58cm
Seat depth	50cm
Seat height	48cm
Seat to top of back	72cm
Cover	Grey Leather Look
Function	Recline + lift
Motor	Dual motor
Mechanism	Reinforced mech
Weight limit	136KG/300LBS
Angle lying	180°

